

Adjustable lights. Do not set up lights directly in front of where you will stand / sit. Best to utilize ceiling and floor lamps, or ring light to reduce glare.

External speakers and microphone for main meeting (do not rely on the webcam microphone)

Second headset (earbuds) for interacting directly with teamer (tucked inside main headset)

Dual monitors for main device. One monitor to run the online meeting, and the

will allow you to set up a free account, through a Gmail email, through Facebook log in, or through your institution account.

Main Meeting

It is not possible to see the Deaf participant(s) and interpreter(s) videos in the main

Preparation

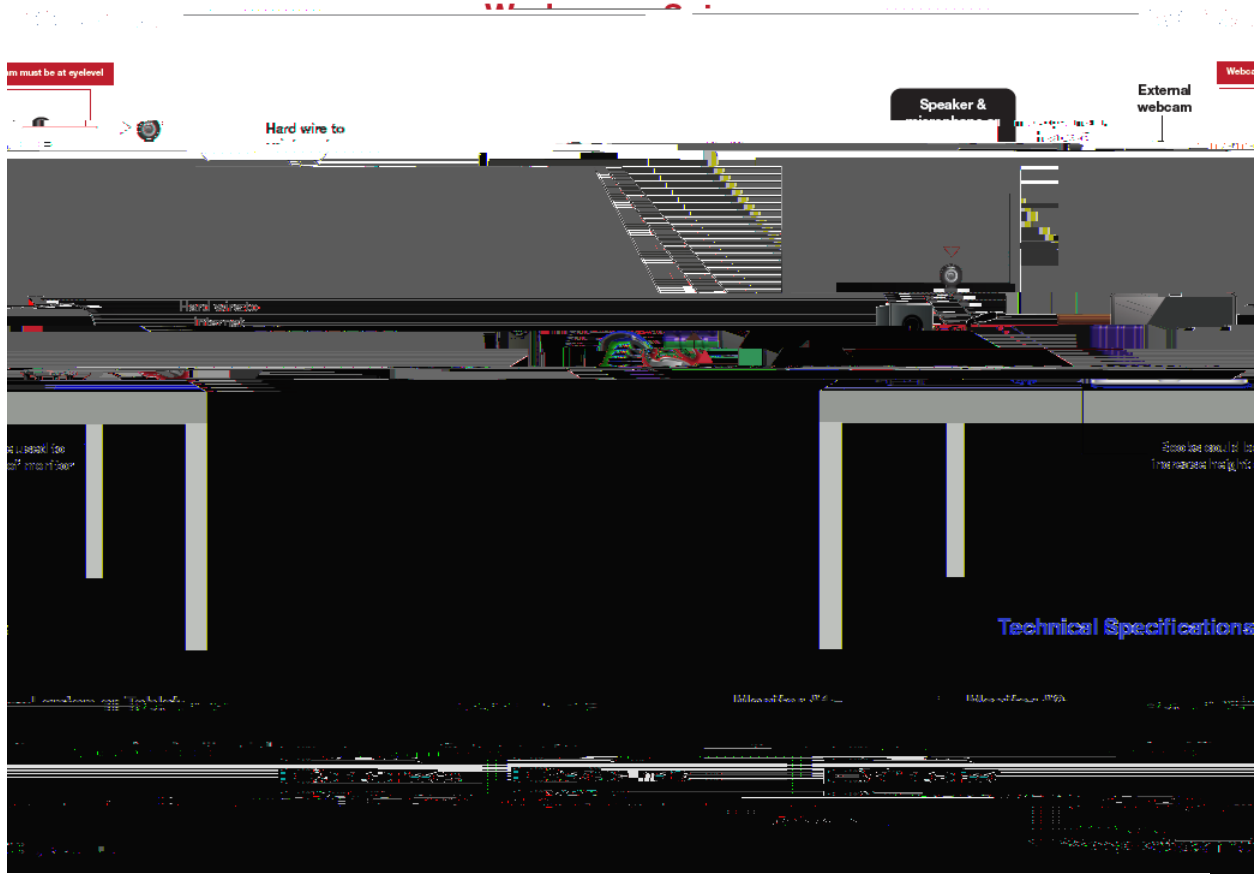
It is advisable that the interpreting team meet before the meeting to discuss strategies; share the strategies the team is suggesting. This will help all users be able to team with the interpreting team effectively and hopefully reduce any stress associated with virtual meetings.

Since teaming during a VRI an


Setup Diagrams


Option One

This option utilizes items commonly found to adjust monitor and webcam heights.



Workspace Setup





Option Two

This setup illustrates technical equipment that can be utilized.

