



# CONFERENCE

**Hosted by:** Adam Sarty (*Associate VP Research / Dean of Grad Studies & Research*)  
and the FGSR Research Office team





● The **100th Anniversary** of the **University of Toronto** (Sept 27, 2027)



● **SMU's 100th Anniversary** (Sept 27, 2027)



● The **100th Anniversary** of the **University of Toronto** (Sept 27, 2027)

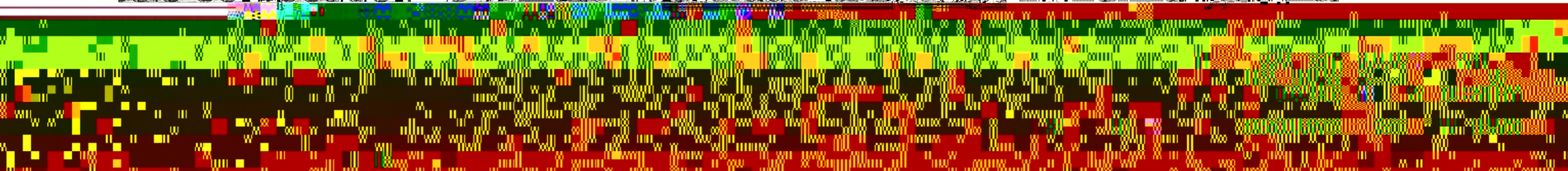


● **Annual SMU Research Expo** (March)

● **Sobey** (for Nov 6) (planned)

● **Water for the World** (1st Water for the World Summit)

● **2 Minute Thesis competition** (for grad students, winter, normally)





# RECEPTION

- That said

Obtaining a license is a

time-consuming

# RECEPTION

- Today marks 2<sup>nd</sup> Annual recognition of ALL faculty members



SEPTEMBER 2019 – SEPTEMBER 2020

*Booked in the Ballroom at the Sheraton Hotel*

- SSHRC, NSERC, CIHR research grant programs.



SSHRC, NSERC, CIHR research grant programs.



# RECEPTION

- Before getting to these recognitions, I wanted to be sure to both



today's research

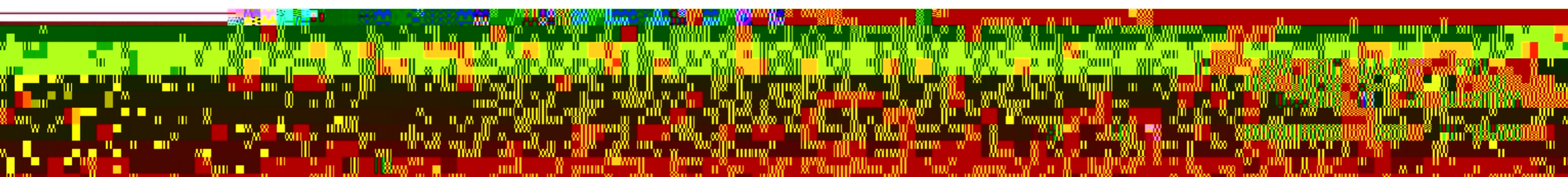
Wants to introduce (or re-introduce) them to you!

Olga Ostasiewicz (A. I. H. D. A.)

Yanis Omjeovic

Łotek ← Margarete

Kevin Rughon





# RECEPTION

By the Numbers:

**\$9.5 Million**



**\$9.5 Million**

Infrastructure CFI/NSRIT → ~\$ 316,000

RESEARCH SUPPORT FUND → ~\$1,037,000

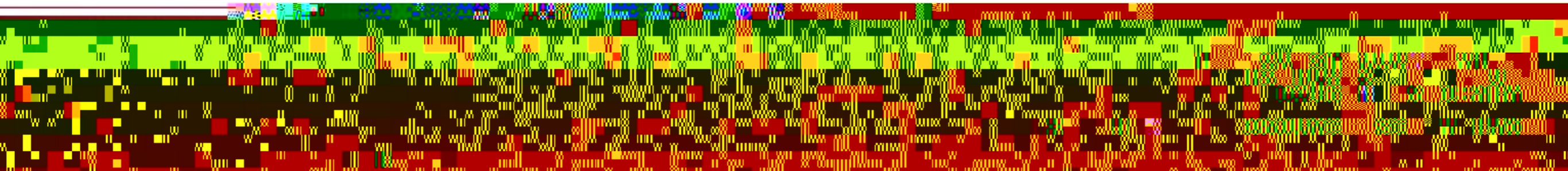
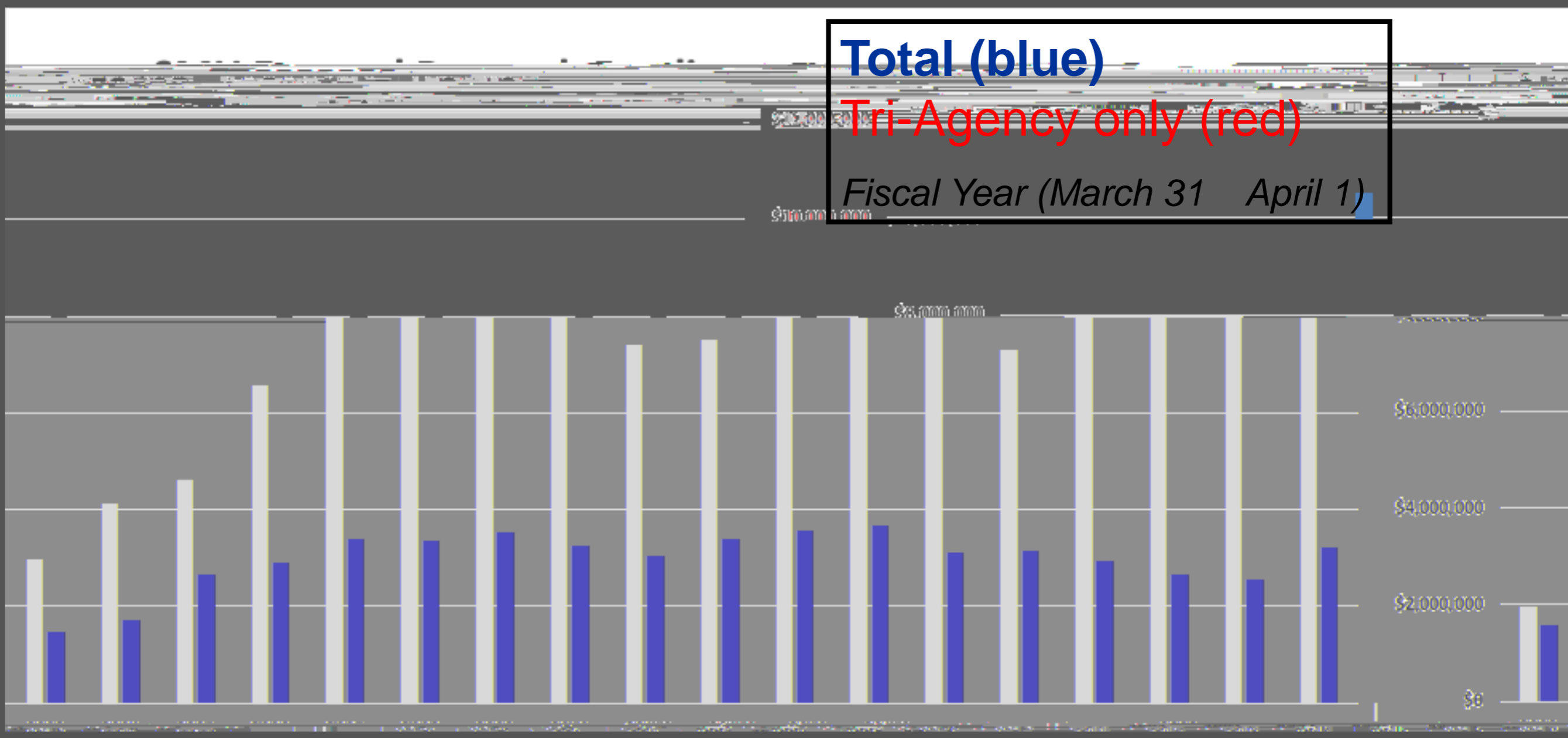


# RECEPTION

**Total (blue)**

**Tri-Agency only (red)**

*Fiscal Year (March 31 April 1)*

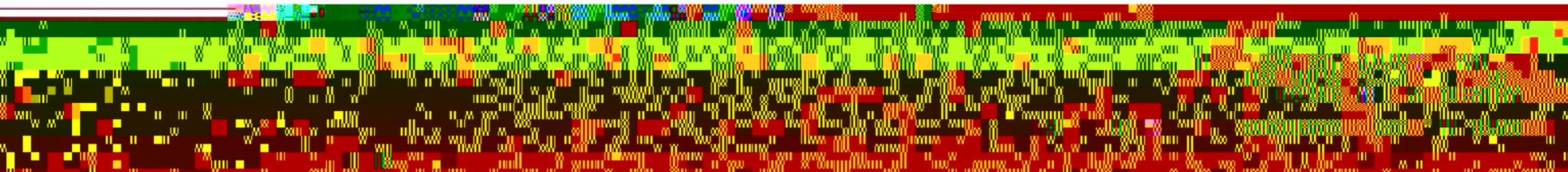




# RECEPTION

Faculty	# Faculty Members			Total Funding		
	2017-18	2018-19	2019-20	2017-18	2018-19	2019-20
1 yr % Change						
ARTS	4	15	18	\$ 34,255	\$ 667,255	\$ 77,932
1 yr % Change	100%	275%	100%	100%	1950%	226%
LS&E	4	47	4	\$ 3,000,000	\$ 1,000,000	\$ 1,000,000
1 yr % Change	100%	1175%	100%	100%	33%	100%
<b>Total</b>	<b>8</b>	<b>62</b>	<b>22</b>	<b>\$ 3,334,255</b>	<b>\$ 1,667,255</b>	<b>\$ 1,779,932</b>
1 yr % Change	100%	775%	275%	100%	50%	150%

Facilitated Pub	# Grants/Contracts			Total Funding		
	2017-18	2018-19	2019-20	2017-18	2018-19	2019-20
1 yr % Change						
ARTS	0	9	9	\$ 0	\$ 0	\$ 0
1 yr % Change	0%	900%	100%	0%	0%	0%
LS&E	5	6	7	\$ 1,338,000	\$ 1,338,000	\$ 1,338,000
1 yr % Change	100%	120%	167%	100%	100%	100%
<b>Total</b>	<b>5</b>	<b>15</b>	<b>16</b>	<b>\$ 1,338,000</b>	<b>\$ 1,338,000</b>	<b>\$ 1,338,000</b>
1 yr % Change	100%	300%	320%	100%	100%	100%



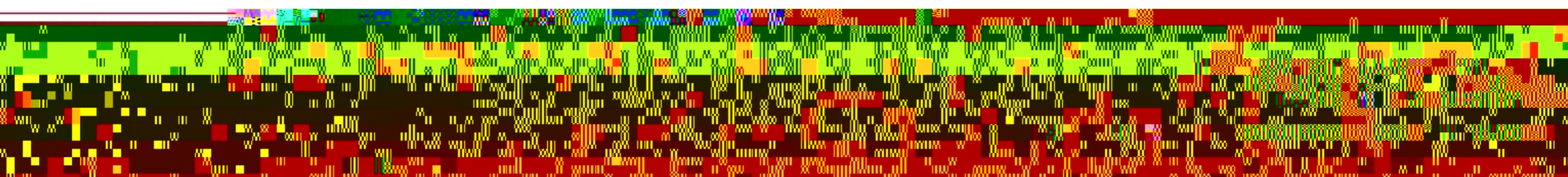




# RECEPTION

Faculty	# Faculty Members			Total Funding			
	2017-18	2018-19	2019-20	1 yr % Change	2017-18	2018-19	2019-20
1 yr % Change							
ARTS	4	15	3	250%	\$1,345,000	\$1,770,000	\$1,770,000
COMMUNICATIONS	1	1	1	0%	\$1,000,000	\$1,000,000	\$1,000,000
EDUCATION	4	4	4	0%	\$1,000,000	\$1,000,000	\$1,000,000
ENVIRONMENTAL STUDIES	1	1	1	0%	\$1,000,000	\$1,000,000	\$1,000,000
FINANCE	1	1	1	0%	\$1,000,000	\$1,000,000	\$1,000,000
GENERAL EDUCATION	1	1	1	0%	\$1,000,000	\$1,000,000	\$1,000,000
HEALTH SERVICES	1	1	1	0%	\$1,000,000	\$1,000,000	\$1,000,000
HUMAN SERVICES	1	1	1	0%	\$1,000,000	\$1,000,000	\$1,000,000
LIBERAL ARTS	1	1	1	0%	\$1,000,000	\$1,000,000	\$1,000,000
MANAGEMENT	1	1	1	0%	\$1,000,000	\$1,000,000	\$1,000,000
SCIENCE	1	1	1	0%	\$1,000,000	\$1,000,000	\$1,000,000
TECHNOLOGY	1	1	1	0%	\$1,000,000	\$1,000,000	\$1,000,000
WELLNESS	1	1	1	0%	\$1,000,000	\$1,000,000	\$1,000,000
<b>Total</b>	<b>18</b>	<b>26</b>	<b>26</b>	<b>44.4%</b>	<b>\$18,345,000</b>	<b>\$21,345,000</b>	<b>\$21,345,000</b>

Facilitated Programs	# Grants/Contracts			Total Funding			
	2017-18	2018-19	2019-20	1 yr % Change	2017-18	2018-19	2019-20
1 yr % Change							
ARTS	1	1	1	0%	\$1,000,000	\$1,000,000	\$1,000,000
COMMUNICATIONS	1	1	1	0%	\$1,000,000	\$1,000,000	\$1,000,000
EDUCATION	1	1	1	0%	\$1,000,000	\$1,000,000	\$1,000,000
ENVIRONMENTAL STUDIES	1	1	1	0%	\$1,000,000	\$1,000,000	\$1,000,000
FINANCE	1	1	1	0%	\$1,000,000	\$1,000,000	\$1,000,000
GENERAL EDUCATION	1	1	1	0%	\$1,000,000	\$1,000,000	\$1,000,000
HEALTH SERVICES	1	1	1	0%	\$1,000,000	\$1,000,000	\$1,000,000
HUMAN SERVICES	1	1	1	0%	\$1,000,000	\$1,000,000	\$1,000,000
LIBERAL ARTS	1	1	1	0%	\$1,000,000	\$1,000,000	\$1,000,000
MANAGEMENT	1	1	1	0%	\$1,000,000	\$1,000,000	\$1,000,000
SCIENCE	1	1	1	0%	\$1,000,000	\$1,000,000	\$1,000,000
TECHNOLOGY	1	1	1	0%	\$1,000,000	\$1,000,000	\$1,000,000
WELLNESS	1	1	1	0%	\$1,000,000	\$1,000,000	\$1,000,000
<b>Total</b>	<b>18</b>	<b>26</b>	<b>26</b>	<b>44.4%</b>	<b>\$18,345,000</b>	<b>\$21,345,000</b>	<b>\$21,345,000</b>

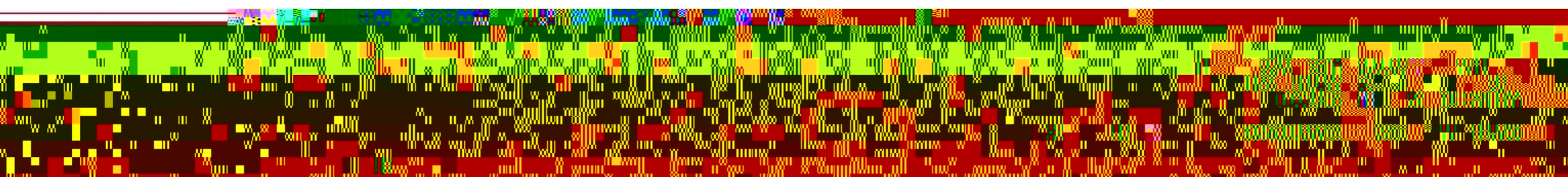




# RECEPTION

Faculty	# Faculty Members			Total Funding			
	2017-18	2018-19	2019-20	1 yr % Change	2017-18	2018-19	2019-20
1 yr % Change							
ARTS	14	15	18	29.0%	\$1,345,000	\$1,770,000	\$2,000,000
Business	12	12	12	0.0%	\$1,000,000	\$1,000,000	\$1,000,000
Education	4	4	4	0.0%	\$2,000,000	\$2,000,000	\$2,000,000
Health Sciences	12	12	12	0.0%	\$1,000,000	\$1,000,000	\$1,000,000
Humanities	12	12	12	0.0%	\$1,000,000	\$1,000,000	\$1,000,000
Law	12	12	12	0.0%	\$1,000,000	\$1,000,000	\$1,000,000
Life Sciences	12	12	12	0.0%	\$1,000,000	\$1,000,000	\$1,000,000
Mathematics	12	12	12	0.0%	\$1,000,000	\$1,000,000	\$1,000,000
Physical Sciences	12	12	12	0.0%	\$1,000,000	\$1,000,000	\$1,000,000
Social Sciences	12	12	12	0.0%	\$1,000,000	\$1,000,000	\$1,000,000
<b>Total</b>	<b>100</b>	<b>100</b>	<b>100</b>	<b>0.0%</b>	<b>\$10,000,000</b>	<b>\$10,000,000</b>	<b>\$10,000,000</b>

Facilitated Programs	# Grants/Contracts			Total Funding			
	2017-18	2018-19	2019-20	1 yr % Change	2017-18	2018-19	2019-20
1 yr % Change							
Business	10	10	10	0.0%	\$1,000,000	\$1,000,000	\$1,000,000
Education	10	10	10	0.0%	\$1,000,000	\$1,000,000	\$1,000,000
Health Sciences	10	10	10	0.0%	\$1,000,000	\$1,000,000	\$1,000,000
Humanities	10	10	10	0.0%	\$1,000,000	\$1,000,000	\$1,000,000
Law	10	10	10	0.0%	\$1,000,000	\$1,000,000	\$1,000,000
Life Sciences	10	10	10	0.0%	\$1,000,000	\$1,000,000	\$1,000,000
Mathematics	10	10	10	0.0%	\$1,000,000	\$1,000,000	\$1,000,000
Physical Sciences	10	10	10	0.0%	\$1,000,000	\$1,000,000	\$1,000,000
Social Sciences	10	10	10	0.0%	\$1,000,000	\$1,000,000	\$1,000,000
<b>Total</b>	<b>100</b>	<b>100</b>	<b>100</b>	<b>0.0%</b>	<b>\$10,000,000</b>	<b>\$10,000,000</b>	<b>\$10,000,000</b>



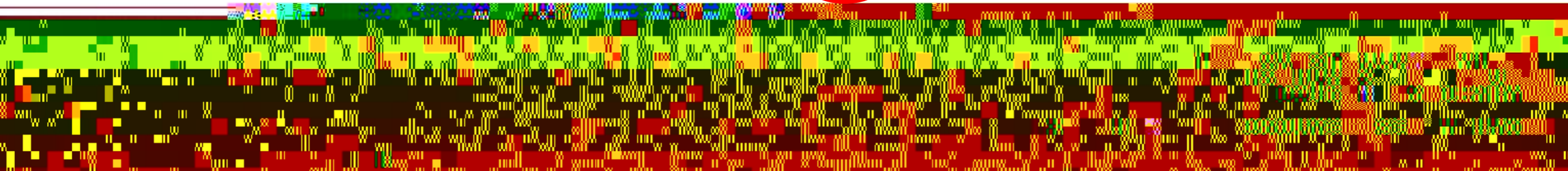







# RECEPTION

Faculty	# Faculty Members			Total Funding		
	2017-18	2018-19	2019-20	2017-18	2018-19	2019-20
1 yr % Change						
ARTS	4	15	18	\$1,341,458	\$1,667,055	\$1,774,000
1 yr % Change	100%	275%	100%	100%	236%	131%
LS&E	4	47	4	\$1,341,458	\$1,667,055	\$1,774,000
1 yr % Change	100%	1175%	100%	100%	236%	131%
<b>Total</b>	<b>8</b>	<b>62</b>	<b>22</b>	<b>\$2,682,916</b>	<b>\$3,334,110</b>	<b>\$3,548,000</b>
1 yr % Change	100%	775%	275%	100%	236%	131%

Facilitated Pub	# Grants/Contracts			Total Funding		
	2017-18	2018-19	2019-20	2017-18	2018-19	2019-20
1 yr % Change						
ARTS	9	9	9	\$1,341,458	\$1,667,055	\$1,774,000
1 yr % Change	100%	100%	100%	100%	236%	131%
LS&E	15	78	17	\$1,341,458	\$1,667,055	\$1,774,000
1 yr % Change	100%	520%	113%	100%	236%	131%
<b>Total</b>	<b>24</b>	<b>87</b>	<b>26</b>	<b>\$2,682,916</b>	<b>\$3,334,110</b>	<b>\$3,548,000</b>
1 yr % Change	100%	363%	108%	100%	236%	131%



- 
- **Acknowledge / Recognize / Congratulate / Thank** all faculty members who **secured access** to these coveted **external research-support dollars**



- 
- One by one (faculty member by faculty member), I will read the faculty member's **name** and **department**, and the **title** of their research grant/contract(s)
  - When I finish reading the name/department/title(s), if that person is here, then please **TURN ON CAMERA AND MIC** (and say "hello", wave!) and be acknowledged. (if the person isn't here, they don't have to wave )
  - I will start with Faculty of Arts, then Sobey School, then Science: working through by department, and faculty within department.