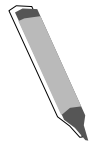




• N₂





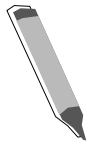


General Safety Rules

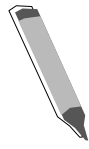
1. Listen to or read instructions carefully before attempting to do

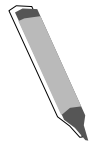


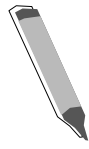
NEVER attempt to operate ANY equipments without prior instruction by qualified people in the lab or without reading the operation instructions CAREFULLY.





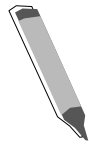


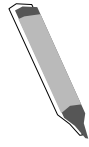




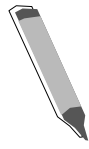
From Low to High Vacuum





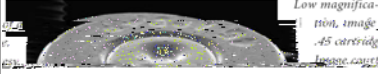






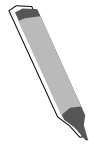
Applications of SEM

- Forensic Investigations



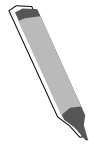
Bullet comparison





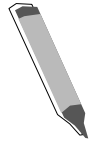
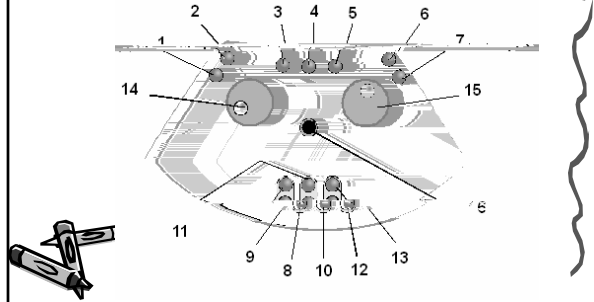


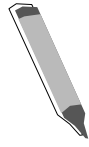




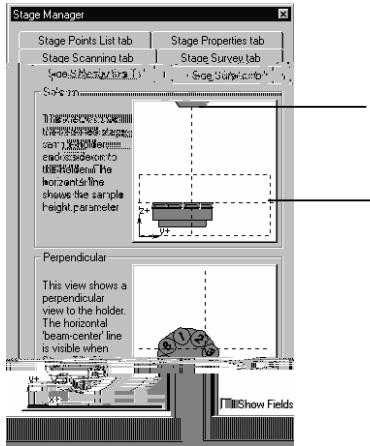
How To correct astigmatism

Press button (2). The button is lit. The left Knob (14) now corrects X direction astigmatism, the right Knob (15) corrects Y direction astigmatism.





4

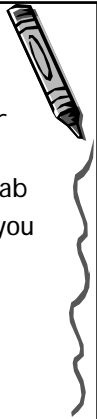


Sample Stage layout



Good EM Laboratory Practice

- Always wear gloves when unload or load EM specimens.
- Don't wear open toe shoes in the lab
- Always make sure you know what you are doing before next step
- Always ask for help if not sure
- Report any accidents
- Fill the log sheet



How to start SEM operation

- Username Created
- Logon to operate SEM
- Logoff to quite operation

